




ENERG
енергия · ενεργεια

Y IJA
IE IA

NIBE

NIBE F1345-60



55 °C

35 °C



A++

A++



47 dB



dB

■ 67
■ **67**
■ 67
kW

■ 67
■ **67**
■ 67
kW



2015

811/2013



ENERG

енергия · ενεργεια

Y


IJA

IE

IA

NIBE

NIBE F1345-60



A⁺⁺

A⁺⁺⁺

A⁺⁺

A⁺⁺

A⁺

A

B

C


D

E

F

G

+



+



+




+



Supplier's name:	NIBE		
Model:	NIBE F1345-60		
Temperature application	35	55	°C
Declared load profile for water heating			
Seasonal space heating energy efficiency class, average climate:	A++	A++	
Water heating energy efficiency class, average climate:			
Rated heat output, average climate:	67	67	kW
Annual energy consumption for space heating, average climate	30169	38048	kWh
Annual electricity consumption for water heating, average climate			kWh
Seasonal space heating energy efficiency, average climate:	176	138	%
Water heating energy efficiency, average climate:			%
Sound power level LWA indoors	47		dB
Rated heat output, cold climate:	67	67	kW
Rated heat output, warm climate:	67	67	kW
Annual energy consumption for space heating, cold climate	34918	43924	kWh
Annual electricity consumption for water heating, cold climate			kWh
Annual energy consumption for space heating, warm climate	19396	24446	kWh
Annual electricity consumption for water heating, warm climate			kWh
Seasonal space heating energy efficiency, cold climate:	181	142	%
Water heating energy efficiency, cold climate:			%
Seasonal space heating energy efficiency, warm climate:	177	138	%
Water heating energy efficiency, warm climate:			%
Sound power level LWA outdoors	-		dB

Data for package fiche

Controller class	II		
Controller contribution to efficiency	2		%
Seasonal space heating energy efficiency of package, average climate:	178	140	%
Seasonal space heating energy efficiency class for package, average climate:	A+++	A++	%
Seasonal space heating energy efficiency of package, cold climate:	183	144	%
Seasonal space heating energy efficiency of package, warm climate:	179	140	%

Model(s):		NIBE F1345-60								
Type of heat source/sink:		Brine-to-water								
Low-temperature heat pump:		No								
Equipped with supplementary heater:		No								
Heat pump combination heater:		No								
Climate condition:		Average								
Temperature application:		Medium temperature (55 °C)								
Applied standards: EN14825										
Rated heat output		Prated	67,0	kW	Seasonal space heating energy efficiency		η_s	138	%	
<i>Declared capacity for part load at outdoor temperature Tj</i>				<i>Declared coefficient of performance for part load at outdoor temperature Tj</i>						
Tj = -7 °C	Pdh	54,8	kW	Tj = -7 °C	COPd	3,17	-			
Tj = +2 °C	Pdh	56,6	kW	Tj = +2 °C	COPd	3,62	-			
Tj = +7 °C	Pdh	29,2	kW	Tj = +7 °C	COPd	4,06	-			
Tj = +12 °C	Pdh	29,8	kW	Tj = +12 °C	COPd	4,31	-			
Tj = biv	Pdh	55,2	kW	Tj = biv	COPd	3,26	-			
Tj = TOL	Pdh	54,1	kW	Tj = TOL	COPd	3,03	-			
Tj = -15 °C (if TOL < -20 °C)	Pdh		kW	Tj = -15 °C (if TOL < -20 °C)	COPd		-			
Bivalent temperature				T _{biv}	-5,4	°C	Operation limit temperature			
Cycling interval capacity for heating				P _{cyh}		kW	Cycling interval efficiency		COP _{cyh}	
Degradation co-efficient				Cdh	0,99	-	Heating water operating limit		WTOL	65
<i>Power consumption in modes other than active mode</i>				<i>Supplementary heater</i>						
Off mode	P _{OFF}	0,002	kW	Rated heat output		P _{sup}	12,9	kW		
Thermostat-off mode	P _{TO}	0,06	kW							
Standby mode	P _{SB}	0,007	kW	Type of energy input		Electric				
Crankcase heater mode	P _{CK}	0,08	kW							
<i>Other items</i>										
Capacity control	variable			Rated air flow rate, outdoors				m ³ /h		
Sound power level, indoors/outdoors	L _{WA}	47/-	dB	Rated water flow rate, indoor heat exchanger			5,83	m ³ /h		
Annual energy consumption	Q _{HE}	38048	kWh	Rated brine or water flow rate, outdoor heat exchanger			10,87	m ³ /h		
<i>For heat pump combination heater:</i>										
Declared load profile				Water heating energy efficiency		η_{wh}		%		
Daily electricity consumption				Q _{elec}		kWh	Daily fuel consumption		Q _{fuel}	
Annual electricity consumption				AEC		kWh	Annual fuel consumption		AFC	
Approved by:										
Contact details		© NIBE Energy Systems - Box 14 - Hannabadsvägen 5 - 28521 Markaryd - Sweden								