




ENERG
енергия · ενεργεια

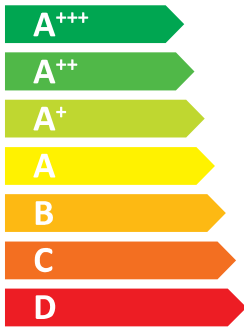


NIBE S1155-12



55 °C

35 °C



44 dB



dB

■ 12
■ **12**
■ 12
kW

■ 12
■ **12**
■ 12
kW



2019


811/2013



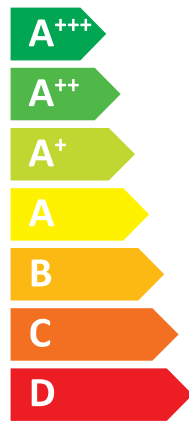
ENERG
енергия · ενεργεια




NIBE S1155-12 + VPB S300



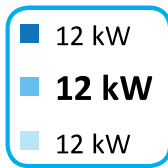
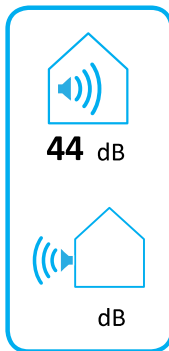
XXL



A+++



A



2019

811/2013



ENERG

енергия · ενεργεια

Y






IJA


IE


IA


NIBE

NIBE S1155-12 + VPB S300

+ 

+ 

+ 

+ 