





ENERG
енергия · ενεργεια



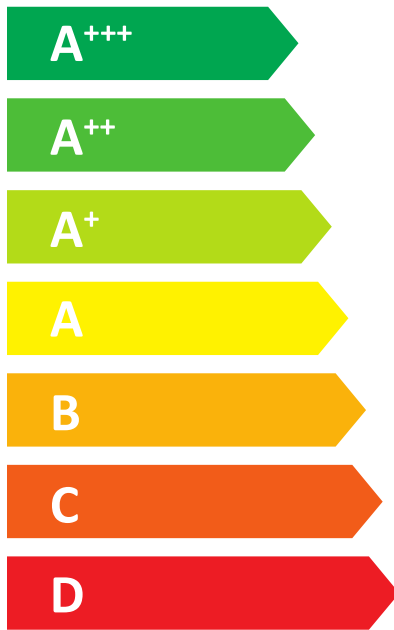
NIBE

AMS10-16 + SHB10-16



55 °C

35 °C

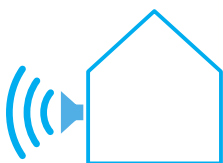


A++

A+++



35 dB



62 dB

■ 16
■ **14**
■ 15
kW


■ 15
■ **15**
■ 15
kW








ENERG










енергия · ενέργεια



NIBE

AMS10-16 + SHB10-16

-   
-   
-   
- 