



ENERG
енергия · ενεργεια

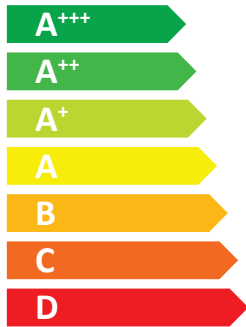


NIBE F1345-24



55 °C

35 °C



A++

A+++



47 dB



dB

■ 28
■ **28**
■ 28
kW

■ 28
■ **28**
■ 28
kW



2019

811/2013




ENERG

енергия · ενεργεια



NIBE

NIBE F1345-24



A⁺⁺

A⁺⁺⁺

A⁺⁺

A⁺⁺

A⁺

A

B

C


D

E

F

G

+



+



+




+



Supplier's name:	NIBE		
Model:	NIBE F1345-24		
Temperature application	35	55	°C
Declared load profile for water heating			
Seasonal space heating energy efficiency class, average climate:	A+++	A++	
Water heating energy efficiency class, average climate:			
Rated heat output, average climate:	28	28	kW
Annual energy consumption for space heating, average climate	11996	15287	kWh
Annual electricity consumption for water heating, average climate			kWh
Seasonal space heating energy efficiency, average climate:	185	143	%
Water heating energy efficiency, average climate:			%
Sound power level LWA indoors	47		dB
Rated heat output, cold climate:	28	28	kW
Rated heat output, warm climate:	28	28	kW
Annual energy consumption for space heating, cold climate	13730	17514	kWh
Annual electricity consumption for water heating, cold climate			kWh
Annual energy consumption for space heating, warm climate	7823	9904	kWh
Annual electricity consumption for water heating, warm climate			kWh
Seasonal space heating energy efficiency, cold climate:	193	150	%
Water heating energy efficiency, cold climate:			%
Seasonal space heating energy efficiency, warm climate:	183	143	%
Water heating energy efficiency, warm climate:			%
Sound power level LWA outdoors	-		dB

Data for package fiche

Controller class	II		
Controller contribution to efficiency	2		%
Seasonal space heating energy efficiency of package, average climate:	187	145	%
Seasonal space heating energy efficiency class for package, average climate:	A+++	A++	%
Seasonal space heating energy efficiency of package, cold climate:	195	152	%
Seasonal space heating energy efficiency of package, warm climate:	185	145	%

Model(s):		NIBE F1345-24							
Type of heat source/sink:		Brine-to-water							
Low-temperature heat pump:		No							
Equipped with supplementary heater:		No							
Heat pump combination heater:		No							
Climate condition:		Average							
Temperature application:		Medium temperature (55 °C)							
Applied standards: EN14825									
Rated heat output		Prated	28,0	kW	Seasonal space heating energy efficiency		η_s	143	%
<i>Declared capacity for part load at outdoor temperature Tj</i>				<i>Declared coefficient of performance for part load at outdoor temperature Tj</i>					
Tj = -7 °C	Pdh	22,2	kW	Tj = -7 °C	COPd	3,27	-		
Tj = +2 °C	Pdh	22,8	kW	Tj = +2 °C	COPd	3,83	-		
Tj = +7 °C	Pdh	11,7	kW	Tj = +7 °C	COPd	4,31	-		
Tj = +12 °C	Pdh	11,8	kW	Tj = +12 °C	COPd	4,58	-		
Tj = biv	Pdh	22,4	kW	Tj = biv	COPd	3,45	-		
Tj = TOL	Pdh	22,0	kW	Tj = TOL	COPd	3,10	-		
Tj = -15 °C (if TOL < -20 °C)	Pdh		kW	Tj = -15 °C (if TOL < -20 °C)	COPd		-		
Bivalent temperature				T _{biv}	-4,8	°C	Operation limit temperature		
Cycling interval capacity for heating				P _{cyh}		kW	Cycling interval efficiency		
Degradation co-efficient				Cdh	0,99	-	Heating water operating limit		
							TOL	-10	°C
							COP _{cyh}		-
							WTOL	65	°C
<i>Power consumption in modes other than active mode</i>				<i>Supplementary heater</i>					
Off mode	P _{OFF}	0,002	kW	Rated heat output		P _{sup}	6,0	kW	
Thermostat-off mode	P _{TO}	0,03	kW						
Standby mode	P _{SB}	0,007	kW	Type of energy input		Electric			
Crankcase heater mode	P _{CK}	0,07	kW						
<i>Other items</i>									
Capacity control	variable			Rated air flow rate, outdoors				m ³ /h	
Sound power level, indoors/outdoors	L _{WA}	47/-	dB	Rated water flow rate, indoor heat exchanger		2,37		m ³ /h	
Annual energy consumption	Q _{HE}	15287	kWh	Rated brine or water flow rate, outdoor heat exchanger		4,46		m ³ /h	
<i>For heat pump combination heater:</i>									
Declared load profile				Water heating energy efficiency		η_{wh}		%	
Daily electricity consumption	Q _{elec}		kWh	Daily fuel consumption		Q _{fuel}		kWh	
Annual electricity consumption	AEC		kWh	Annual fuel consumption		AFC		GJ	
Approved by:									
Contact details		© NIBE Energy Systems - Box 14 - Hannabadsvägen 5 - 28521 Markaryd - Sweden							