

Ventilation unit NIBE DVC 10

The NIBE DVC 10 is an energy-efficient ventilation unit for houses with natural ventilation, which ventilates the house at the same time as recovering energy. The ventilation unit does not require a duct system and is easy to install. The NIBE DVC 10 is suitable for combining with a heat pump.

The NIBE DVC 10 has a built-in fan which works in two directions to create a good indoor climate. The heated indoor air is sucked out of the building, heating up the unit's ceramic element. The fan then changes direction, and the NIBE DVC 10 draws in fresh air. The ceramic element then gives off its stored heat, which means that approx. 90 per cent of the energy that would otherwise go to waste can be recovered.

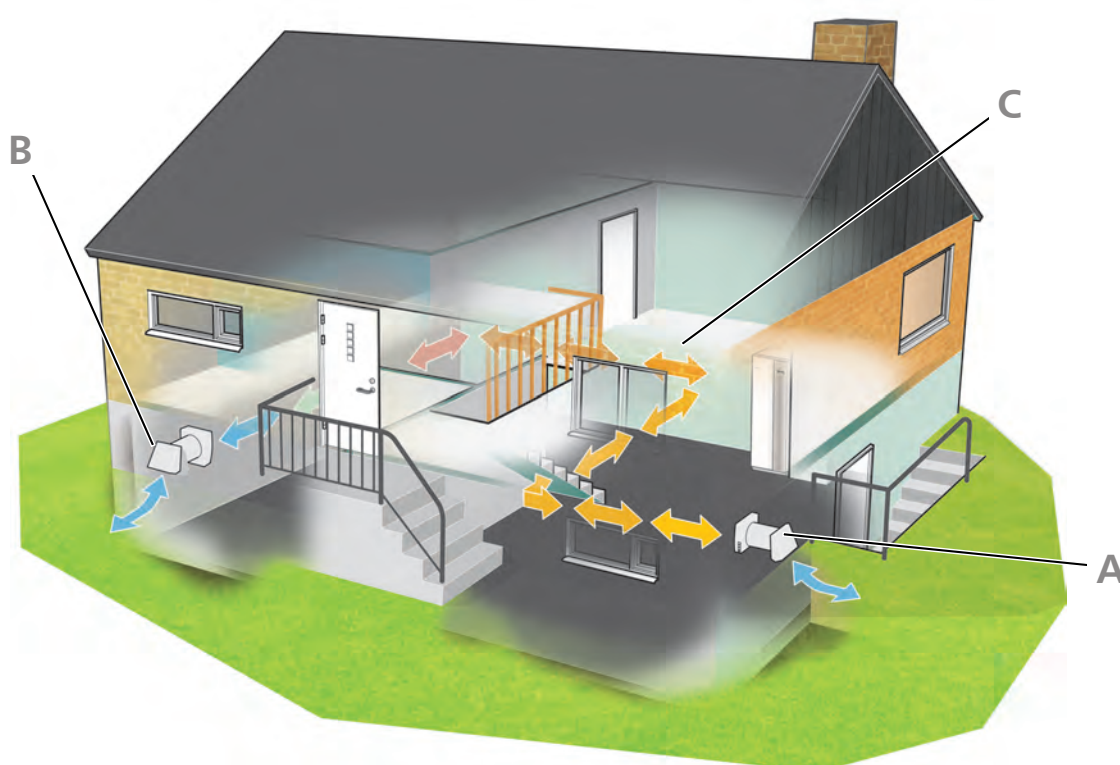
The NIBE DVC 10 is perfect for use in older houses where the ventilation needs to be improved. Most units can be connected to a larger system through efficient, smart WiFi control.

- Simple ventilation system for houses with natural ventilation.
- Energy recovery through double-action fan and ceramic element.
- Most units can be connected by WiFi control.



This is how NIBE DVC 10 works

Principle



DVC 10 is an air handling unit with a built-in fan.

The fan in DVC 10 is double-action and works in two directions. The heated indoor air is drawn out of the building, which causes the unit's ceramic core to heat up. After this, the fan's direction of rotation is reversed and DVC 10 draws in outdoor air. The ceramic core now gives off its stored heat.

The unit is intended for properties where a ventilation system is required without the fitting of ventilation ducts, or for houses with natural ventilation, e.g. where the chimney is no longer used to the same extent as before.

This example shows a property with two units.

- A** One DVC 10 draws the warm room air out of the property. The air temperature is reduced as DVC 10 extracts the energy in the room air.
- B** At the same time, outdoor air is drawn into the other DVC 10 and is heated if the temperature of the outdoor air is lower than the indoor air.
- C** Air is transported from the room with one DVC 10 to the room with the other. After 70 seconds, the fans in both units change their direction of rotation.

Good to know about DVC 10

Transport and storage

DVC 10 should be transported and stored in the dry.


Supplied components



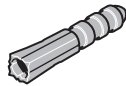
Remote control



Tape



Screw



Plug

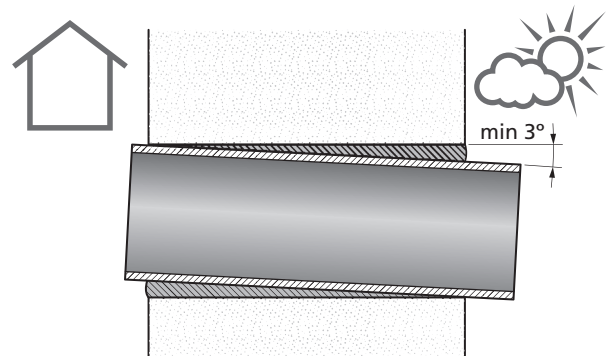
Installation and positioning

- Air from DVC 10 is transported in both directions. Leave free space in front of DVC 10 and between DVC 10 and side wall/fittings etc.
- The noise level varies according to the selected fan speed. There is the option to reduce the speed when you are going to be spending a long time in the room, and to increase it at other times of the day.
- The unit is suitable for temperatures ranging from -30 °C to 50 °C.

In the room where DVC 10 is installed, both overpressure and underpressure will arise.

MOUNTING

The unit discharges condensation water, which is why the unit must be installed at an incline.



Installation

Ventilation

DVC 10 can be operated in three different modes: recovery mode, exhaust air only and supply air only. There are three different fan speeds to choose between.

Settings are adjusted using buttons positioned on the unit, using the enclosed remote control or via the app.

Up to 5 units can be linked together and work in sync: when one unit draws air out, another draws air in.

Electrical connection

All electrical equipment is connected at the factory.

- Signal cables must not be laid close to high current cables.
- If the supply cable is damaged, only NIBE, its service representative or similar authorised person may replace it to prevent any danger and damage.

DVC 10 is equipped from the factory with a supply cable with a plug (cable length 2.2 m).

Functions

WI-FI



DVC 10 is available with or without Wi-Fi. Wi-Fi is recommended for installations with several units.

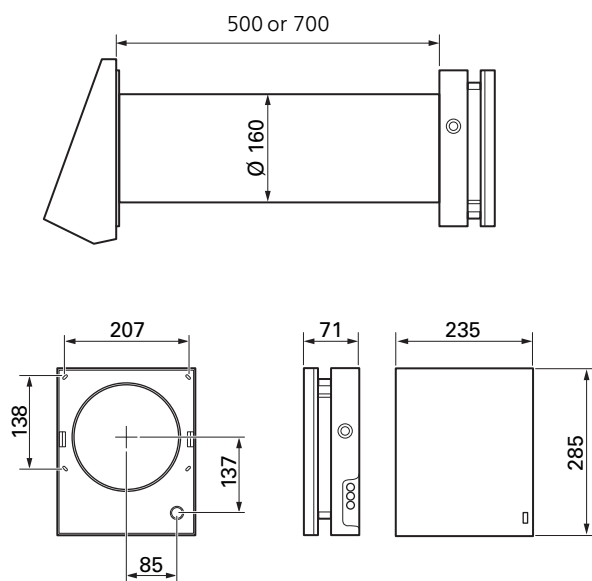
APP NIBE DVC 10



DVC 10 is controlled with the enclosed remote control, but can also be controlled via an app on your smartphone.

Technical data


Dimensions



Technical specifications

Type		DVC 10	DVC 10L	DVC 10W	DVC 10WL
<i>Output data</i>					
Heat recovery ¹	%	82-97			
<i>Electrical data</i>					
Supply voltage		100-240 V ~ 50-60 Hz			
Power consumption ¹	W	4.45 - 7.06			
Current consumption ¹	A	0.035 - 0.059			
Enclosure class		IP24			
<i>Ventilation</i>					
Air flow, fan speed I	l/s	4			
Air flow, fan speed II	l/s	8			
Air flow, fan speed III	l/s	14			
Temperature operating range	°C	-30 - 50			
Filter type		G3			
<i>Noise</i>					
Sound pressure level, 1 metres (L _{W(A)}) fan speed I	dB(A)	20			
Sound pressure level, 1 metres (L _{W(A)}) fan speed II	dB(A)	27			
Sound pressure level, 1 metres (L _{W(A)}) fan speed III	dB(A)	30			
Sound pressure level, 3 metres (L _{W(A)}) fan speed I	dB(A)	11			
Sound pressure level, 3 metres (L _{W(A)}) fan speed II	dB(A)	18			
Sound pressure level, 3 metres (L _{W(A)}) fan speed III	dB(A)	21			
Sound insulation capacity		42			
<i>Wi-Fi</i>					
Standard		-	IEEE 802.11 b/g/n		
Frequencies	GHz	-	2.4		
Power output	mW / (dBm)	-	100 (20)		
Network protocol		-	DHCP		
WLAN encryption		-	WPA, WPA2		
<i>Dimensions and weight</i>					
Width	mm	235			
Length, wall lead-in	mm	500	700	500	700
Min. wall thickness	mm	250			
Height	mm	285			
Weight	kg	5.5		5.9	
Part No.		066 084	066 103	066 104	066 105

¹The value varies depending on the fan speed selected (I, II or III)



NIBE Energy Systems
Box 14, SE-285 21 Markaryd
www.nibe.eu

PBD EN 1735-2 M12266

This product sheet is a publication from NIBE Energy Systems. All product illustrations, facts and data are based on current information at the time of the publication's approval. NIBE Energy Systems makes reservations for any factual or printing errors in this product sheet.

©2018 NIBE ENERGY SYSTEMS