



ENERG
енергия · ενεργεια



NIBE

NIBE F750



55 °C

35 °C



A++

A++



44 dB



dB



kW



kW



2015

811/2013



ENERG
енергия · ενέργεια


Y IJA
IE IA

NIBE

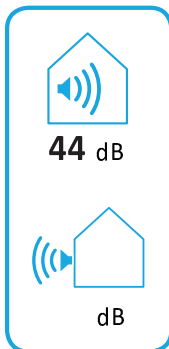
NIBE F750



A++



A



2015

811/2013



ENERG

енергия · ενέργεια

Y






IJA


IE


IA


NIBE


NIBE F750













+ 

+ 

+ 

+ 









Product fiche

Supplier's name:	NIBE		
Model:	NIBE F750		
Temperature application	35	55	°C
Declared load profile for water heating	L		
Seasonal space heating energy efficiency class, average climate:	A++	A++	
Water heating energy efficiency class, average climate:	A		
Rated heat output, average climate:	5	5	kW
Annual energy consumption for space heating, average climate	2066	2793	kWh
Annual electricity consumption for water heating, average climate	1123		kWh
Seasonal space heating energy efficiency, average climate:	177	130	%
Water heating energy efficiency, average climate:	91		%
Sound power level LWA indoors	44		dB
Rated heat output, cold climate:	5	5	kW
Rated heat output, warm climate:	5	5	kW
Annual energy consumption for space heating, cold climate	2361	3143	kWh
Annual electricity consumption for water heating, cold climate	1123		kWh
Annual energy consumption for space heating, warm climate	1370	1804	kWh
Annual electricity consumption for water heating, warm climate	1123		kWh
Seasonal space heating energy efficiency, cold climate:	185	138	%
Water heating energy efficiency, cold climate:	91		%
Seasonal space heating energy efficiency, warm climate:	172	130	%
Water heating energy efficiency, warm climate:	91		%
Sound power level LWA outdoors	-	-	dB

Data for package fiche

Controller class	VI		
Controler contribution to efficiency	4		%
Seasonal space heating energy efficiency of package, average climate:	181	134	%
Seasonal space heating energy efficiency class for package, average climate:	A+++	A++	%
Seasonal space heating energy efficiency of package, cold climate:	189	142	%
Seasonal space heating energy efficiency of package, warm climate:	176	134	%

Model(s):		NIBE F750					
Type of heat source/sink:		Exhaust air-to-water					
Low-temperature heat pump:		No					
Equipped with supplementary heater:		Yes					
Heat pump combination heater:		Yes					
Climate condition:		Average					
Temperature application:		Medium temperature (55 °C)					
Applied standards: EN14825 and EN16147							
Rated heat output	Prated	4,5	kW	Seasonal space heating energy efficiency	η_s	130	%
<i>Declared capacity for part load at outdoor temperature Tj</i>				<i>Declared coefficient of performance for part load at outdoor temperature Tj</i>			
Tj = -7 °C	Pdh	3,4	kW	Tj = -7 °C	COPd	2,5	-
Tj = +2 °C	Pdh	2,6	kW	Tj = +2 °C	COPd	3,3	-
Tj = +7 °C	Pdh	1,7	kW	Tj = +7 °C	COPd	4,3	-
Tj = +12 °C	Pdh	1,7	kW	Tj = +12 °C	COPd	4,3	-
Tj = biv	Pdh	3,3	kW	Tj = biv	COPd	2,8	-
Tj = TOL	Pdh	3,0	kW	Tj = TOL	COPd	2,4	-
Tj = -15 °C (if TOL < -20 °C)	Pdh		kW	Tj = -15 °C (if TOL < -20 °C)	COPd		-
Bivalent temperature	T _{biv}	-3	°C	Operation limit temperature	TOL	-10	°C
Cycling interval capacity for	P _{cyh}		kW	Cycling interval efficiency	COP _{cyh}		-
Degradation co-efficient	Cdh	0,97	-	Heating water operating limit temperature	WTOL	60	°C
<i>Power consumption in modes other than active mode</i>				<i>Supplementary heater</i>			
Off mode	P _{OFF}	0,003	kW	Rated heat output	P _{sup}	1,5	kW
Thermostat-off mode	P _{TO}	0,02	kW				
Standby mode	P _{SB}	0,02	kW	Type of energy input	Electric		
Crankcase heater mode	P _{CK}	0,00	kW				
<i>Other items</i>							
Capacity control	variable			Rated air flow rate, outdoors		180	m ³ /h
Sound power level, indoors/outdoors	L _{WA}	44/-	dB				
Annual energy consumption	Q _{HE}	2793	kWh	Rated brine or water flow rate, outdoor heat exchanger			m ³ /h
<i>For heat pump combination heater:</i>							
Declared load profile	L			Water heating energy efficiency	η_{wh}	91	%
Daily electricity consumption	Q _{elec}	5,11	kWh	Daily fuel consumption	Q _{fuel}		kWh
Annual electricity consumption	AEC	1123	kWh	Annual fuel consumption	AFC		GJ
Approved by:							
Contact details	© NIBE Energy Systems - Box 14 - Hannabadsvägen 5 - 28521 Markaryd - Sweden						